


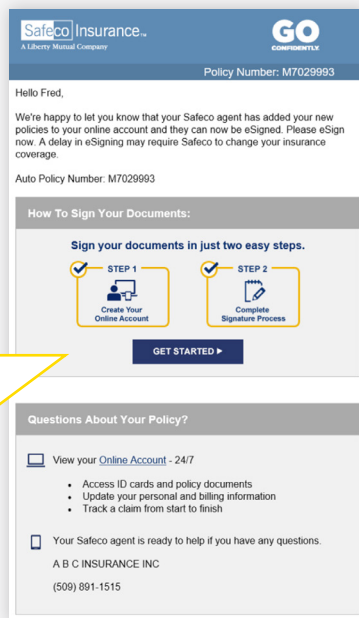
How to sign your policy online with eSign.



 To use eSign, you need a Safeco online account.

Need an online account?
Here's how to get started.

Already have an online account?
Simply click "Get Started" from the email you received from Safeco and move on to Step 3.



Safeco Insurance
A Liberty Mutual Company

GO
COMMERCE

Policy Number: M7029993

Hello Fred,

We're happy to let you know that your Safeco agent has added your new policies to your online account and they can now be eSigned. Please eSign now. A delay in eSigning may require Safeco to change your insurance coverage.

Auto Policy Number: M7029993

How To Sign Your Documents:

Sign your documents in just two easy steps.

STEP 1
Create Your Online Account

STEP 2
Complete Signature Process

GET STARTED ▶

Questions About Your Policy?

View your Online Account - 24/7

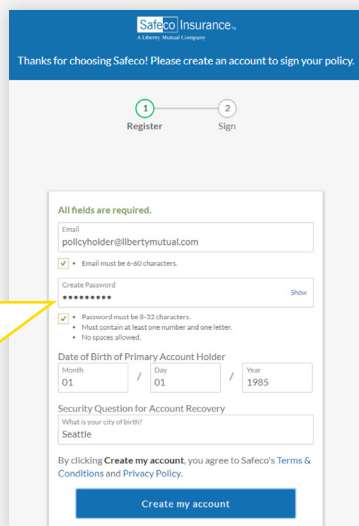
- Access ID cards and policy documents
- Update your personal and billing information
- Track a claim from start to finish

Your Safeco agent is ready to help if you have any questions.

A B C INSURANCE INC
(509) 891-1515

1

Look for an email from Safeco® to complete the registration process started by your agent.



Safeco Insurance
A Liberty Mutual Company

Thanks for choosing Safeco! Please create an account to sign your policy.

1 Register 2 Sign

All fields are required.

Email
policyholder@libertymutual.com

• Email must be 6-60 characters.

Create Password
• Password must be 8-32 characters.
• Must contain at least one number and one letter.
• No spaces allowed.

Date of Birth of Primary Account Holder
Month: 01 / Day: 01 / Year: 1985

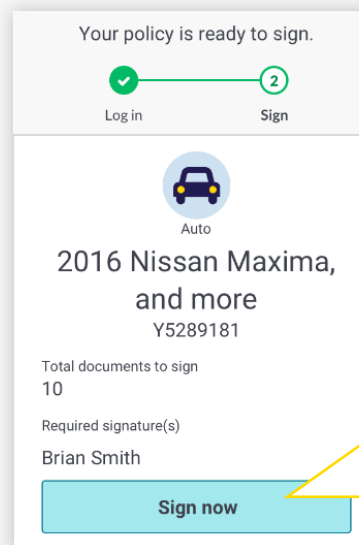
Security Question for Account Recovery
What is your city of birth?
Seattle

By clicking **Create my account**, you agree to Safeco's Terms & Conditions and Privacy Policy.

Create my account

2

You'll need to create a password and provide the primary account holder's date of birth and place of birth.



Your policy is ready to sign.

1 Log in 2 Sign

Auto

2016 Nissan Maxima,
and more
Y5289181

Total documents to sign
10

Required signature(s)
Brian Smith

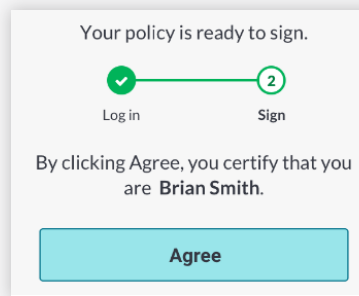
Sign now

3

After signing in to your online account, you'll be automatically directed to the eSign page.

Click on "Sign now" and you'll be prompted to read and sign your documents.

Please note: if you have more than one policy, you'll see multiple prompts.

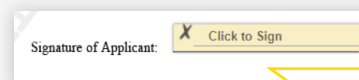


Your policy is ready to sign.

1 Log in 2 Sign

By clicking Agree, you certify that you are **Brian Smith**.

Agree



Signature of Applicant: X Click to Sign

4

Look for a signature box indicating where to sign.

Once you're done, you'll get a confirmation message.

Now that you're registered, see the back to discover all the advantages of your Safeco online account.

Making the most of your Safeco online account.

We make it simple to file a claim, get help, and manage your policy 24/7—all from a computer or mobile phone.

Pay a bill.

File and manage your claim

- File a claim
- Request a tow
- Manage your claim
- Upload documents, choose a shop, get an estimate, reserve a rental, add details about lost or stolen personal items... and more!

Manage your policy

- Access and sign policy documents and forms.

Contact your local agent.

Download ID cards for your vehicle.

Fast and easy claims, that's our style.

When an accident happens, we'll help you bounce back in no time. Help is just a click away at [Safeco.com/claims](https://www.safeco.com/claims).



Fast

File your claim in under 5 minutes.



Easy

Our intuitive click-through menu guides you through all the steps.



Convenient

We're here for you 24/7.